



VFS - series Scrubber

Fume Scrubber System



High efficiency **Vertical**(air) **Flow wet-Scrubber** scrubs acid fumes from the airstream prior to discharge. (Independent third-party testing report available on application). Incorporates self-regulating water reticulation system including sump with overflow, bleed and **(Optional)** Specialised liquid dump control port to enable regulation of both water acidity Ph levels and liquid/solid content change out.

Unit incorporates clear viewing panels to enable easy verification of functions and easy maintenance via the proprietary cam-lock mechanism which ensures an airtight and watertight seal.

The weight-distributed design ensures minimal point loading on the support surface.

Integral anchor points enable reliable installation.

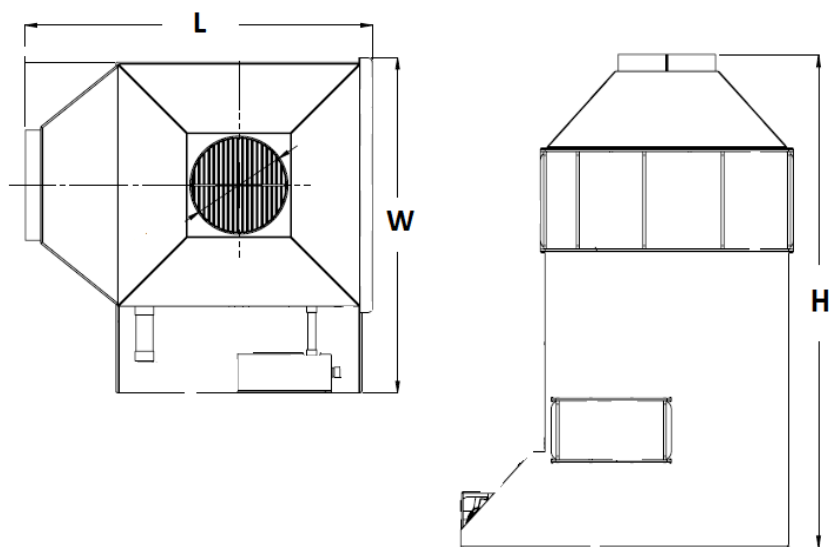

Fully welded structural PVC construction is factory leak-tested and provides years of worry-free operation.

Features

- Structural PVC construction –Highly resistant to Acids/Alkalis.
- Recirculation Pump.
- See through viewing panels enables simple inspection of operation.
- Manual Liquor dump valve enables simple cleaning/ maintenance.

VFS - series Scrubber

Fume Scrubber System



Optional Features

- Both inlet & outlet diameters can be customised to suit your duct and/or fan diameter (s)
- Can be configured as a closed system with dosing facility to add neutralising agent. (both manual & automatic systems available)
- White PVC standard—Other colours/materials available on request.
- Polypropylene construction
- Auto-dump system programmed timer liquid dump while scrubber runs

SPECIFICATIONS	VFS 600	VFS 800	VFS 1000
CONSTRUCTION	Polypropylene	Polypropylene	Polypropylene
PUMP	Singe Phase (3-Phase on request)	Singe Phase (3-Phase on request)	Singe Phase (3-Phase on request)
SPRAY HEADS	4	4	5
WEIGHT (dry)	80kg	100kg	150kg
WEIGHT (in operation)	180Kg	200kg	250kg

(Weights are nominal only)

DIMENSIONS (Nom.)	VFS 600	VFS 800	VFS 1000
VOLUME AIR (l/sec)	600	800	1000
HEIGHT (mm)	H - 1488	H - 1500	H - 2254
WIDTH (mm)	W - 1106	W - 1205	W - 1091
LENGTH (mm)	L - 1145	L - 1245	L - 1805